

INSTRUCTIONS

usa.zefal.com

PRODUCT INFORMATION | INSTRUCTIONS | CUSTOMER SERVICE

For customer assistance call

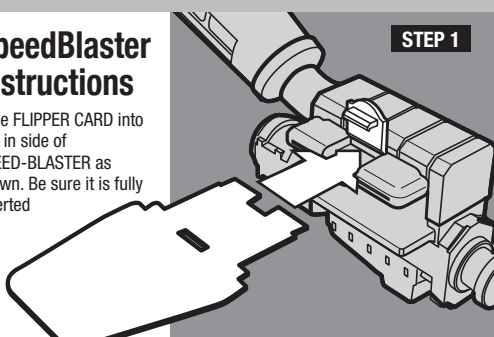
800-278-2565

⚠ CAUTION:
ADULT ASSEMBLY REQUIRED

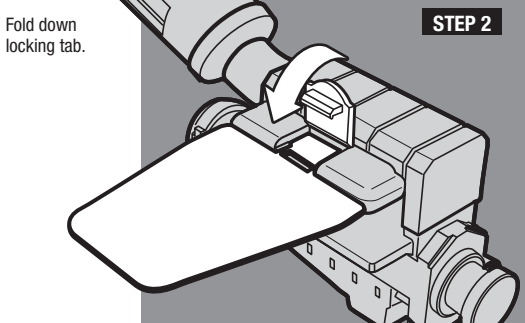
AGES
3-7

SpeedBlaster Instructions

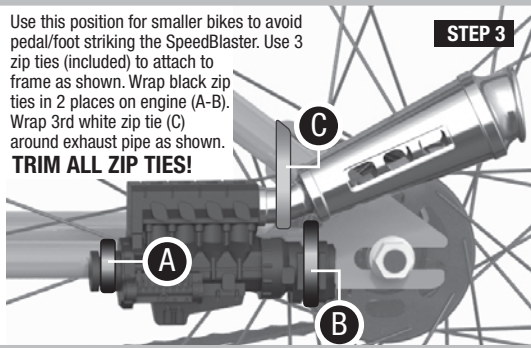
Slide FLIPPER CARD into slot in side of SPEED-BLASTER as shown. Be sure it is fully inserted



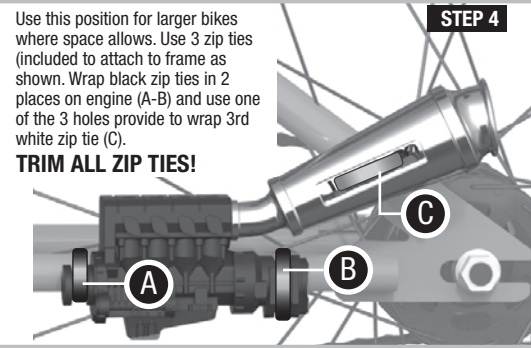
Fold down locking tab.



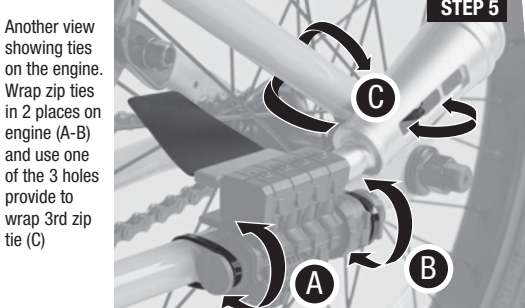
Use this position for smaller bikes to avoid pedal/foot striking the SpeedBlaster. Use 3 zip ties (included) to attach to frame as shown. Wrap black zip ties in 2 places on engine (A-B). Wrap 3rd white zip tie (C) around exhaust pipe as shown. **TRIM ALL ZIP TIES!**



Use this position for larger bikes where space allows. Use 3 zip ties (included) to attach to frame as shown. Wrap black zip ties in 2 places on engine (A-B) and use one of the 3 holes provide to wrap 3rd white zip tie (C). **TRIM ALL ZIP TIES!**



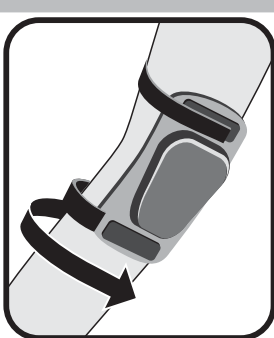
Another view showing ties on the engine. Wrap zip ties in 2 places on engine (A-B) and use one of the 3 holes provide to wrap 3rd zip tie (C)



WARNING: Trim all zip ties. Periodically check that Speed Blaster is properly secured and not interfering with operation of bicycle. Failure to secure could result in damage to product or your bicycle. If Speed Blaster becomes loose or interferes with operation of the bicycle it could cause loss of control, resulting in injury or death.

Elbow Pad Instructions

Elbow pads are smaller than knee pads. Position pad in desired location on elbow. Pull top strap around arm and connect to top Velcro® area. Repeat with lower strap.



Knee Pad Instructions

Position knee pad in desired location on knee. Pull top strap around leg and connect to top Velcro® area. Repeat with lower strap.



CAUTION: This protective gear will not prevent all injuries. Always wear a helmet. Not designed for stunt riding or use with motorized vehicles. Ride or skate within your abilities and maintain control.

Velcro® is a registered trademark of Velcro BVBA

Distributed by Todson, Inc., 4 Cocasset Street, Foxboro, MA 02035. Manufactured under EU, US, and international patents. The distinctive shapes, style, packaging, configurations and overall appearances of all Zefal products are trademarks of Zefal. Zefal is a registered trademark and exclusively licensed to Todson, Inc.

MADE IN CHINA